

LAYER 1



1

Fold this tab down.

Fold this tab down.

Fold this tab down.



Cut out this grey area.

Fold this tab down.

LAYER 2



2

Fold this tab up.



Cut out this grey area.



Fold this tab down.

Fold this tab down.

Fold this tab up.


LAYER 3



3

Fold this tab up.

Fold this tab up.






Fold this tab up.

Fold this tab up.

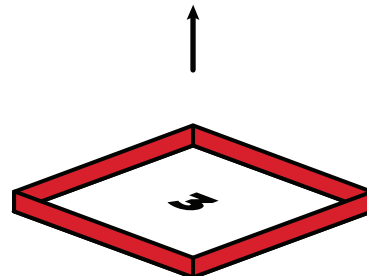
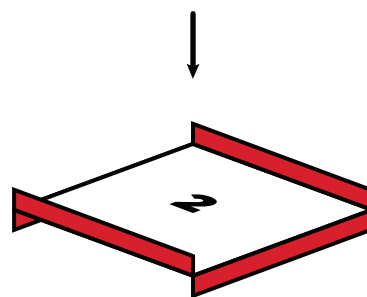
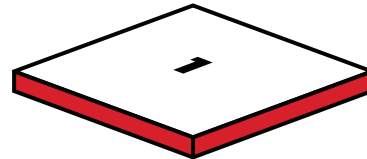
LAYERED PAPER ART



1



2



3



Instructions:

- 1 Color and cut out each layer.
- 2 Fold each tab and stack the layers into each other.
- 3 Tape up the tabs and display your work!