
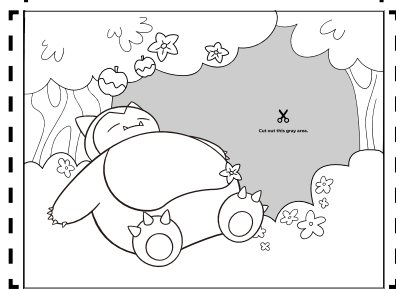



LAYERED PAPER ART

Instructions:

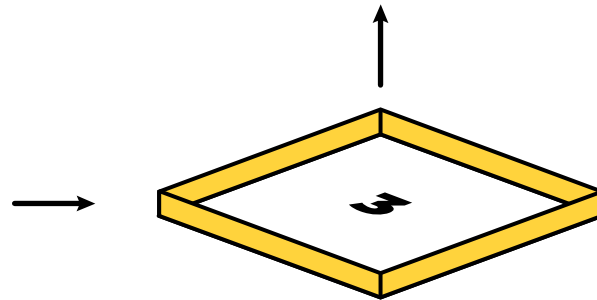
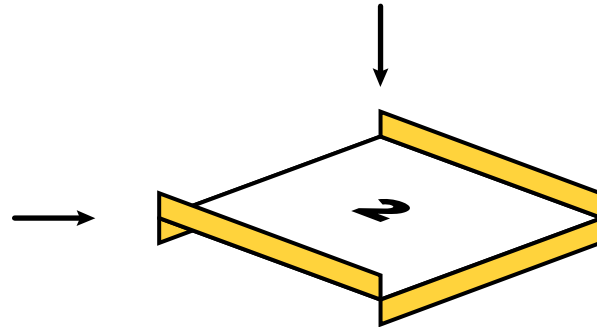
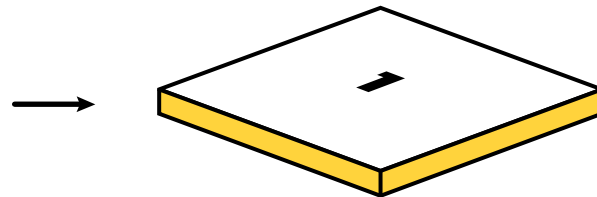
1

Color and cut out each layer.




2

Fold each tab and stack the layers into each other.




3

Tape up the tabs.



Display your artwork!



LAYER 1

1

Fold this tab down.

Fold this tab down.

Fold this tab down.




Fold this tab down.

LAYER 2

2

Fold this tab down.



Fold this tab up.

Fold this tab up.

Fold this tab down.




LAYER 3

3

Fold this tab up.

Fold this tab up.



Fold this tab up.

Fold this tab up.

